

Teachers evaluation

TTLA3/ Pontevedra/ Spain

14 răspunsuri



REZUMAT

INDIVIDUAL

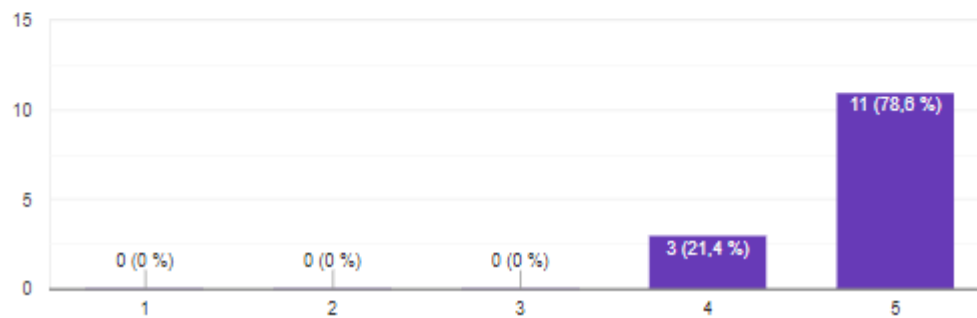
Se acceptă răspunsuri



We would be glad to receive your feedback by filling the form: with 1 being 'poorly fulfilled' and 5 being 'excellent'.

Organizational aspects: 1. Practical information before coming

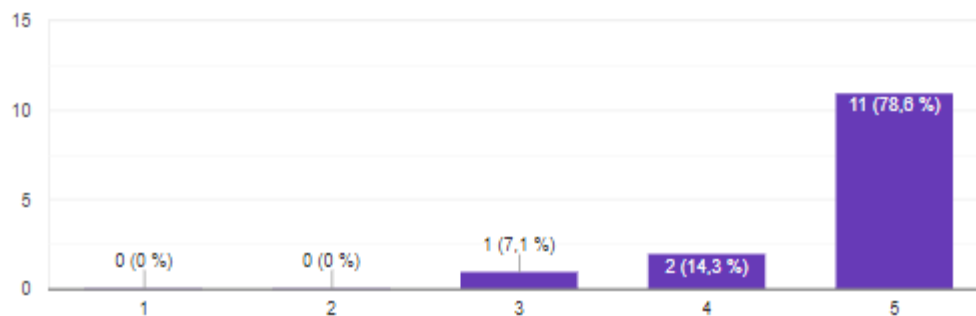
14 răspunsuri



Referring to **Practical Information before coming**, most of the participating teachers chose variant 5 (78.8% of the total), the rest choosing variant 4 (21.4%)

Organizational aspects: 2. Accommodation / Meals and drinks

14 răspunsuri

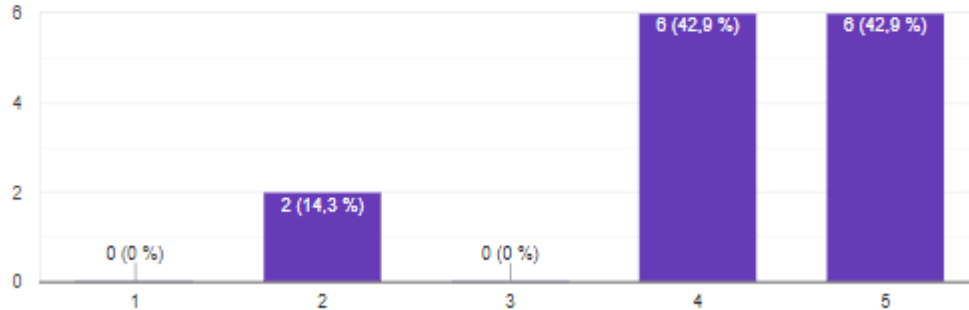


Most of the participating teachers chose variant 5 (78.8% of the total), 14.3% choosing variant 4 (14.3%) and 1 person (7.1% of the total) variant 3 to the item **Accommodation**

Organizational aspects: 3. Working sessions



14 răspunsuri

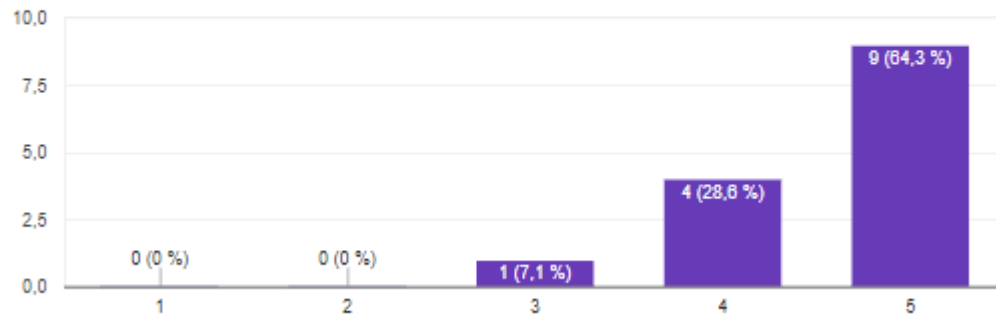


To the item **Working Session**, variants 4 and 5 were chosen for 6 persons each (42% of the total) and the variant 2 for 2 persons(14.3% of the total)

Organizational aspects: 4. Role of coordinator



14 răspunsuri

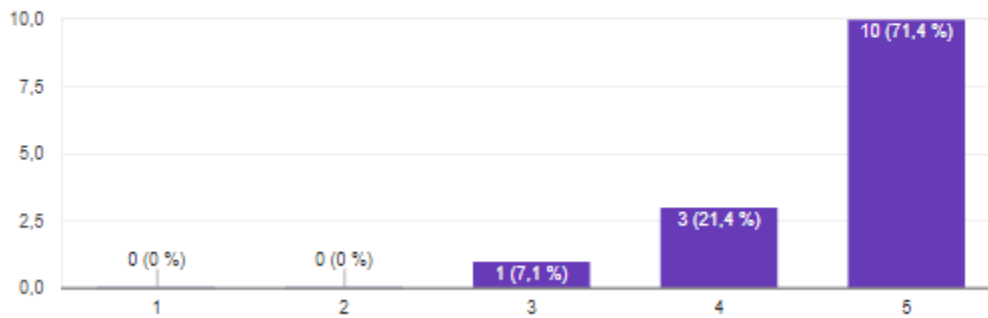


9 people (64.4% of the total) appreciated the **role of coordinator** with 5,4 people with 4 (28.8%) and 1 (7.1%) with 3

Organizational aspects: 5. Group dynamics



14 răspunsuri

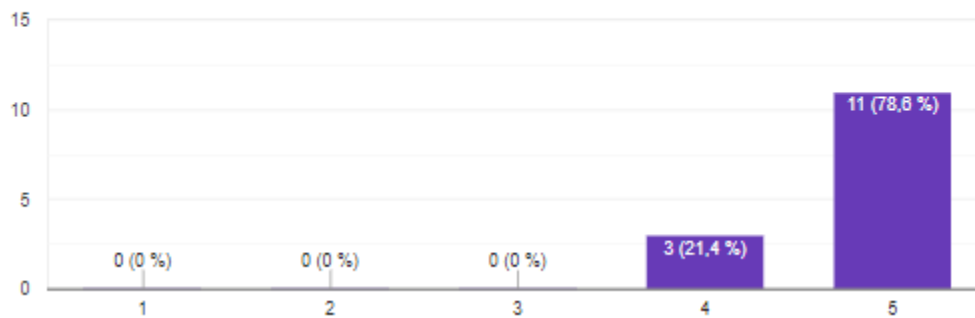


Group dynamics were appreciated by variant 5 by 10 teachers (71.4 of the total), 4 by 3 teachers (21.4% of the total) and 3 by 1 teacher (7.1% of the total).

Organizational aspects: 6. Schedule



14 răspunsuri

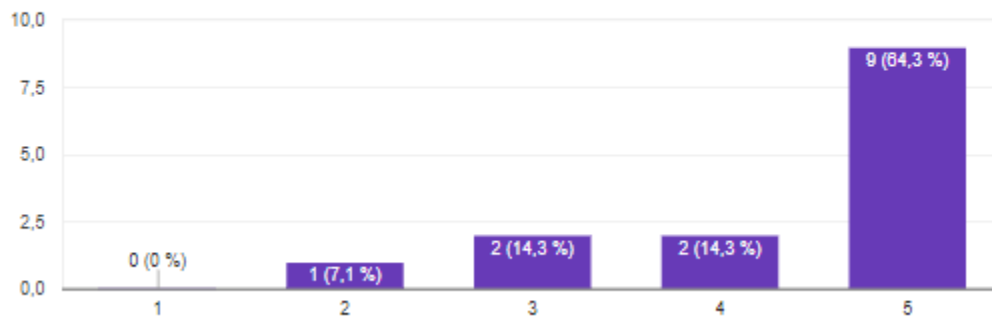


To the item **Schedule**, the variant 5 was chosen for 11 persons (78.8% of the total) and the variant 4 for 3 persons(21.4% of the total)

Organizational aspects: 7. Time planning



14 răspunsuri

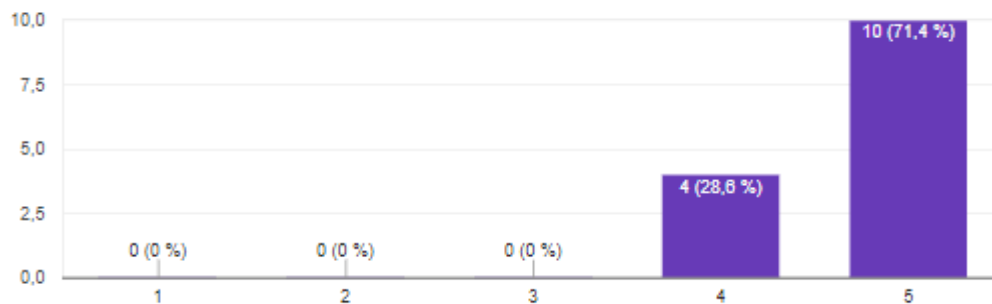


Time planning was appreciated by variant 5 by 9 teachers (84.3 of the total), 4 by 2 teachers (14.3% of the total), 3 by 2 teachers (14.3% of the total) and 2 by 1 teacher (7.1% of the total).

Organizational aspects: 8. Meetings: logistics



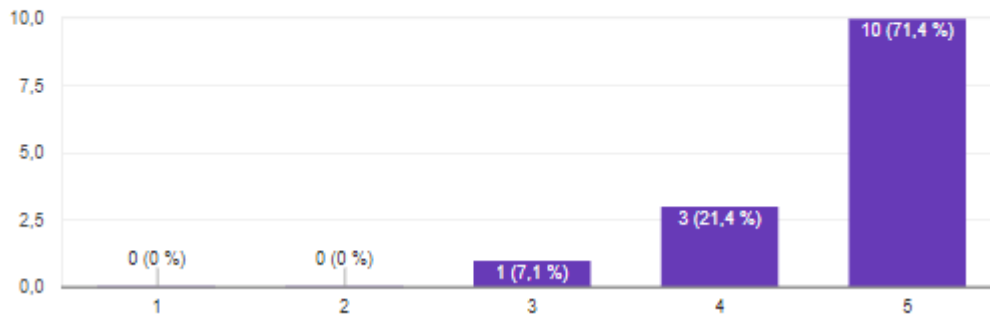
14 răspunsuri



10 persons (71.4% of the total) appreciated **Meetings: logistics** with 5 variant and 4 persons (28.8.% of the total) with 4 variant.

How did the meeting correspond to your expectations : 1. Presentations of other schools

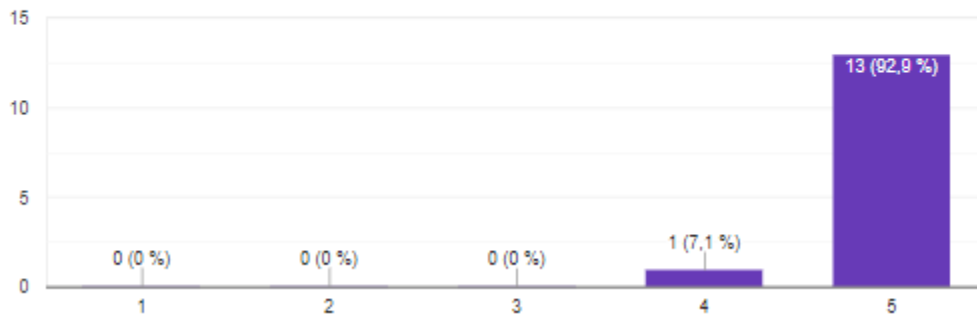
14 răspunsuri



Referring to **Presentations of other schools**, most of the participating teachers -10, chose variant 5 (71.4% of the total), 3 (3.21% of the total) chose variant 4, and the rest – 1 person (7.1% of the total) choosing variant 4 (21.4%)

How did the meeting correspond to your expectations : 2. Trips and introducing host country

14 răspunsuri

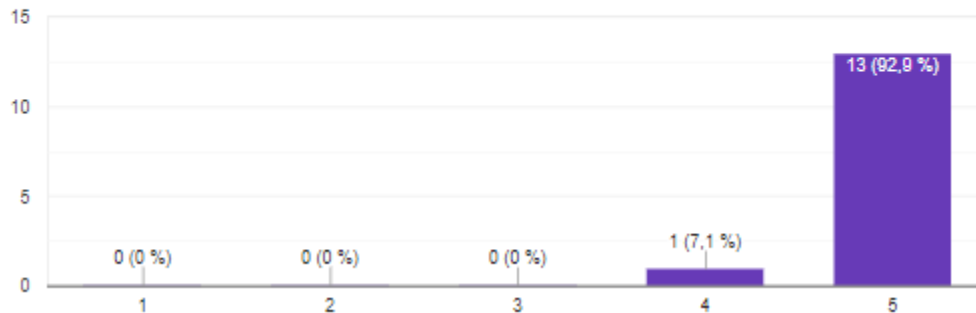


To the item **Trips and introducing host country**, the variant 5 was chosen for 13 persons (92.9% of the total) and the variant 4 for 1 person (7.1% of the total)

How did the meeting correspond to your expectations : 3. Culture and tradition presentation



14 răspunsuri



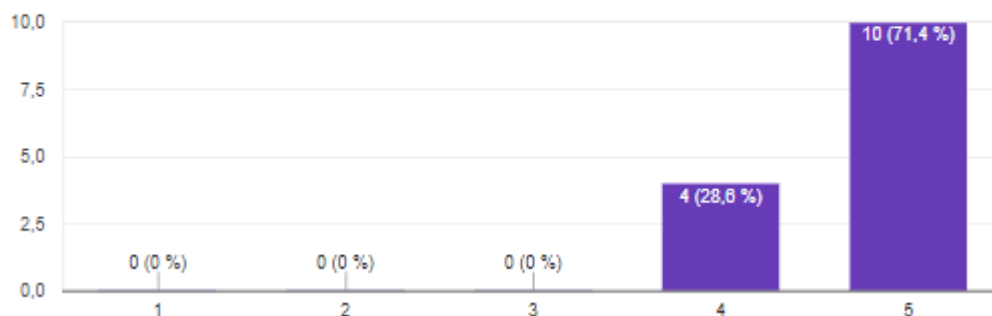
To the item , **Culture and tradition presentation** the variant 5 was chosen for 13 persons (92.9% of the total) and the variant 4 for 1 person (7.1% of the total)

Was appreciated

How did the meeting correspond to your expectations: 4. Workshops about migration



14 răspunsuri

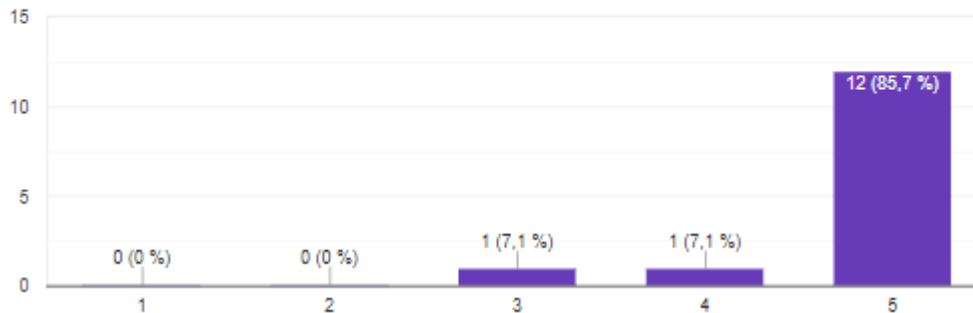


Workshops about migration was appreciated by variant 5 by 10 teachers (71.4 of the total), and 4 by 4 teachers (28.8% of the total).

How did the meeting correspond to your expectations: 5. Meeting with expert on immigration issue



14 răspunsuri



To the item , **Meeting with expert on immigration issue** the variant 5 was chosen for 12 persons (85.7% of the total), and the variants 4 and 3 for 1 person (7.1% of the total) each.

The strong points of the meeting were:

Very friendly atmosphere

Partnership; all activities

great hospitality and warmth, trips and getting to know the culture, organization of trips and transfers; school events; great decoration

Welcoming, warm-hearted reception of guests, nice accommodation, beautiful area was shown

Meeting with expert on immigration issue, cooperation between participants, general atmosphere of the project

Relevance of the topic and activities developed; - Good work dynamics.

Group and collaborative work at all times

The circumstance of being the third meeting makes things easier

Meeting with expert on immigration issue; visiting Galicia (well organized trips); concert.

The weak points of this meeting were:

A little confusion about the tasks sometimes

Zero

little variation in food; working sessions were not well enough prepared/structured in terms of instructions, group formation; no proper preparation of forum theatre, no international groups for forum theatre; some students were not strong enough in English command to fulfill the tasks revolving around our topic

No variety in food Too less people being fluent in correct English Too many mistakes on the worksheet for the push & pull factor discussion, students didn't understand what to do No clear tasks for the students in working sessions, would have been easy to make it clear via beamer

it does not exists

Need to repeat some instructions on group work

be done only one month after the beginning of the school year

Was there something missing? / Other comments?

No

Maybe it would have been good to put less time/effort/work into artistic decoration and instead prepare the working sessions better (even though I was really impressed by the decoration and tables showing typical elements of participating countries

Not really

The relationship among students and teachers of the five participant delegations is growing and getting better after each meeting.